

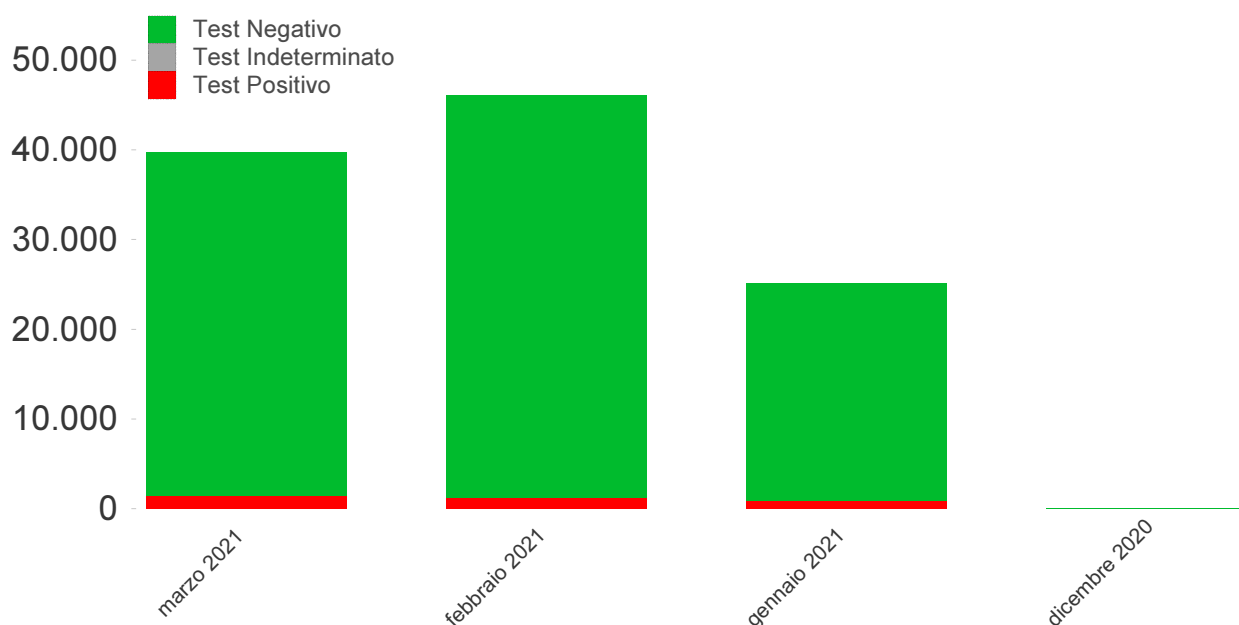
TEST ANTIGENICI RAPIDI SORVEGLIANZA COVID 19 - ESEGUITI IN FARMACIA PER GIORNO DI ESECUZIONE

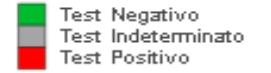
	Ulss 1	Ulss 2	Ulss 3	Ulss 4	Ulss 5	Ulss 6	Ulss 7	Ulss 8	Ulss 9	Total
marzo 2021	1.396	5.906	4.346	1.736	1.046	8.327	3.718	4.221	9.017	39.713
febbraio 2021	1.990	7.635	6.217	1.821	705	9.867	4.200	4.826	8.804	46.065
gennaio 2021	910	5.533	4.496	950	262	3.476	2.755	2.099	4.620	25.101
dicembre 2020	0	8	2	0	0	0	8	1	0	19
Total	4.296	19.082	15.061	4.507	2.013	21.670	10.681	11.147	22.441	#####

TEST ANTIGENICI RAPIDI SORVEGLIANZA COVID 19 - ESEGUITI IN FARMACIA PER TIPOLOGIA DI RISULTATO

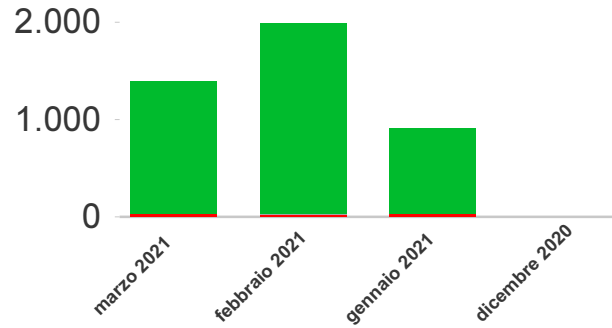
Azienda	Test negativi	Test indeterminati	Test positivo	Totale test effettuati
Ulss 1 Dolomiti	4.195	9	92	4.296
Ulss 2 Marca Trevigiana	18.432	4	646	19.082
Ulss 3 Serenissima	14.558	21	482	15.061
Ulss 4 Veneto orientale	4.442	0	65	4.507
Ulss 5 Polesana	1.971	0	42	2.013
Ulss 6 Euganea	21.070	5	595	21.670
Ulss 7 Pedemontana	10.252	15	414	10.681
Ulss 8 Berica	10.863	7	277	11.147
Ulss 9 Scaligera	21.563	23	855	22.441
Total	107.346	84	3.468	110.898

TEST ANTIGENICI RAPIDI SORVEGLIANZA COVID 19 - ESEGUITI IN FARMACIA

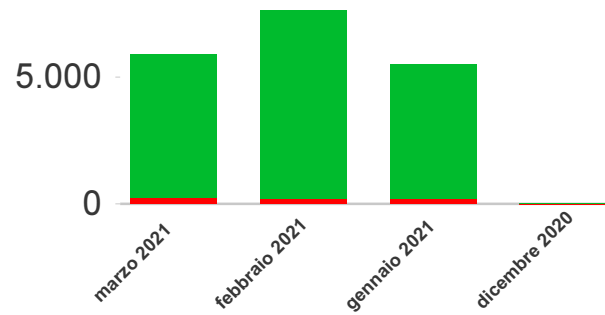




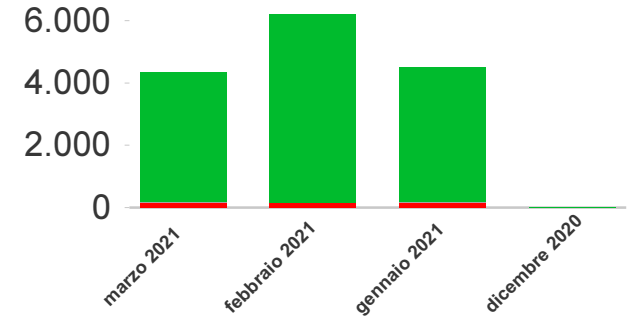
Ulss 1 Dolomiti



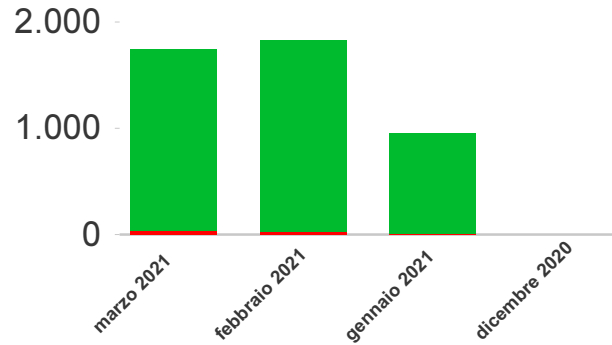
Ulss 2 Marca Trevigiana



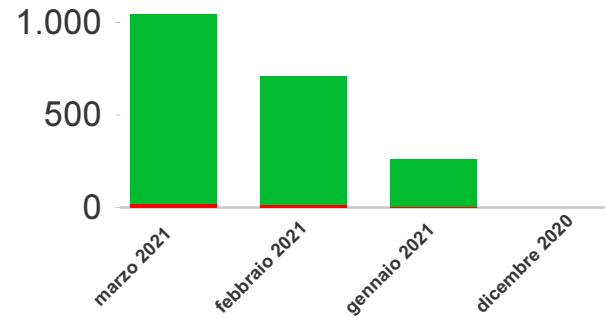
Ulss 3 Serenissima



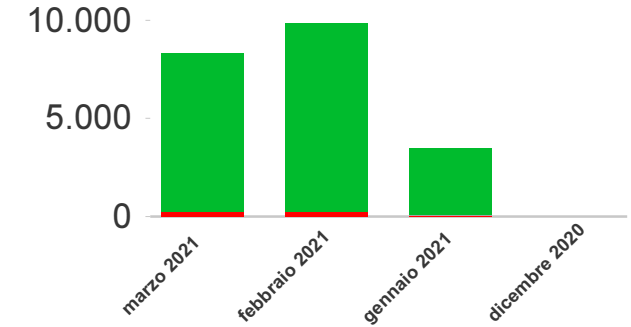
Ulss 4 Veneto orientale



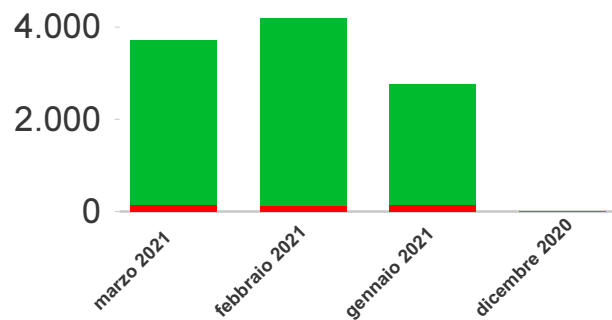
Ulss 5 Polesana



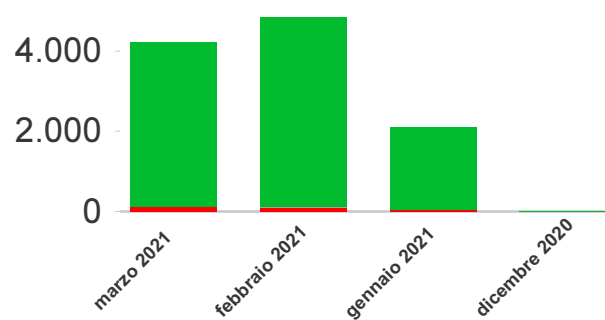
Ulss 6 Euganea



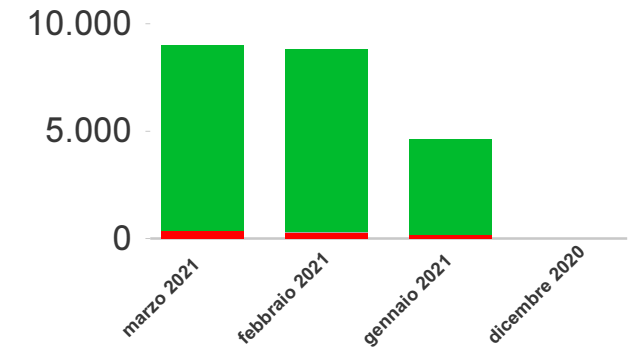
Ulss 7 Pedemontana



Ulss 8 Berica



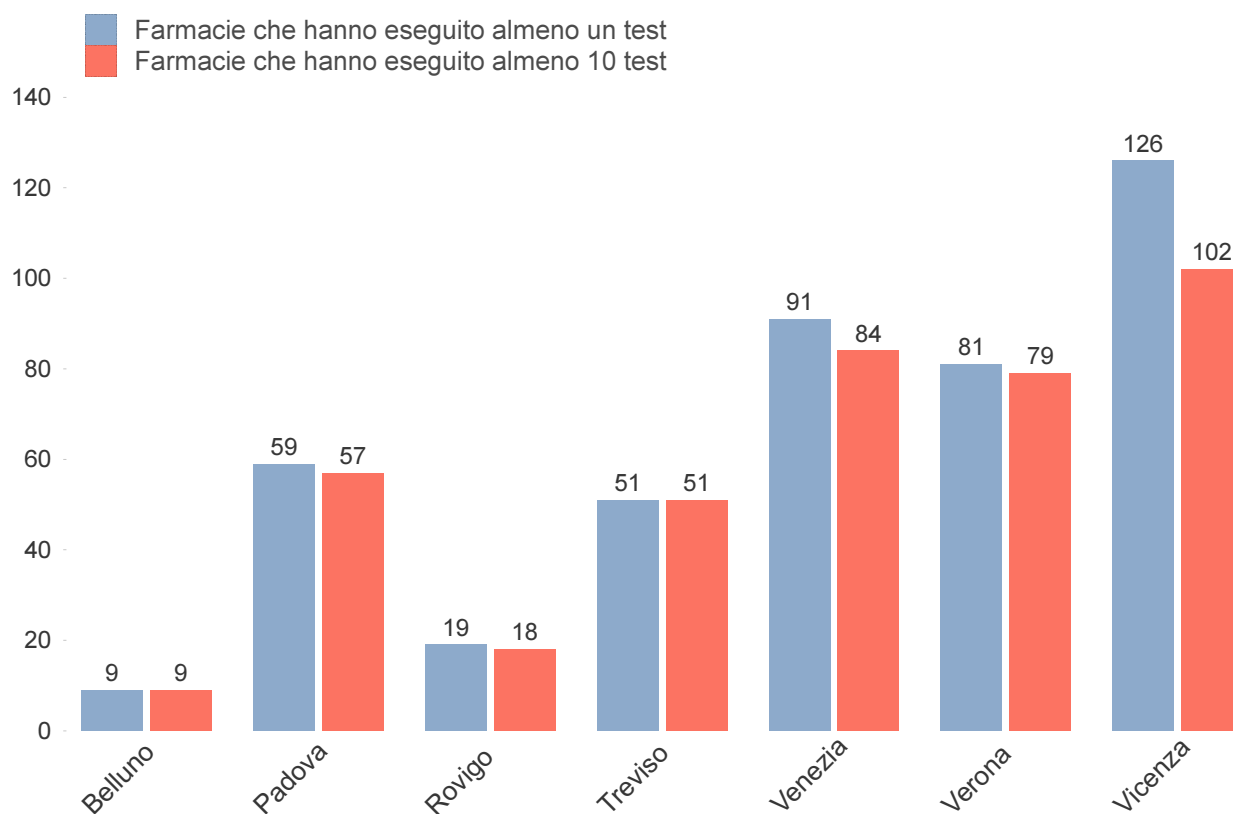
Ulss 9 Scaligera



TEST ANTIGENICI RAPIDI SORVEGLIANZA COVID 19 - ESEGUITI IN FARMACIA

Provincia di appartenenza della farmacia	Farmacie che hanno eseguito almeno un test	Farmacie che hanno eseguito almeno 10 test
Belluno	9	9
Padova	59	57
Rovigo	19	18
Treviso	51	51
Venezia	91	84
Verona	81	79
Vicenza	126	102
Total	436	400

Test antigenici rapidi sorveglianza covid 19 eseguiti in farmacia - per provincia



TEST ANTIGENICI RAPIDI SORVEGLIANZA COVID 19 - ESEGUITI IN FARMACIA PER GIORNO DI ESECUZIONE

Data	13/03/2021					14/03/2021				
Struttura	Test positivo	Test negativi	Test indeterminati	Totale Test effettuati	Test somministrati IERI	Test positivo	Test negativi	Test indeterminati	Totale Test effettuati	Test somministrati IERI
Ulss 1 Dolomiti	92	4.190	9	4.291		92	4.195	9	4.296	5
Ulss 2 Marca Trevigiana	639	18.311	4	18.954		646	18.432	4	19.082	128
Ulss 3 Serenissima	480	14.470	21	14.971		482	14.558	21	15.061	90
Ulss 4 Veneto orientale	64	4.366	0	4.430		65	4.442	0	4.507	77
Ulss 5 Polesana	42	1.957	0	1.999		42	1.971	0	2.013	14
Ulss 6 Euganea	580	20.863	5	21.448		595	21.070	5	21.670	222
Ulss 7 Pedemontana	411	10.144	13	10.568		414	10.252	15	10.681	113
Ulss 8 Berica	269	10.672	7	10.948		277	10.863	7	11.147	199
Ulss 9 Scaligera	827	21.276	23	22.126		855	21.563	23	22.441	315
Total	3.404	106.249	82	109.735		3.468	107.346	84	110.898	1.163